

David Prindle – Byron
Center High School –
Byron Center, MI

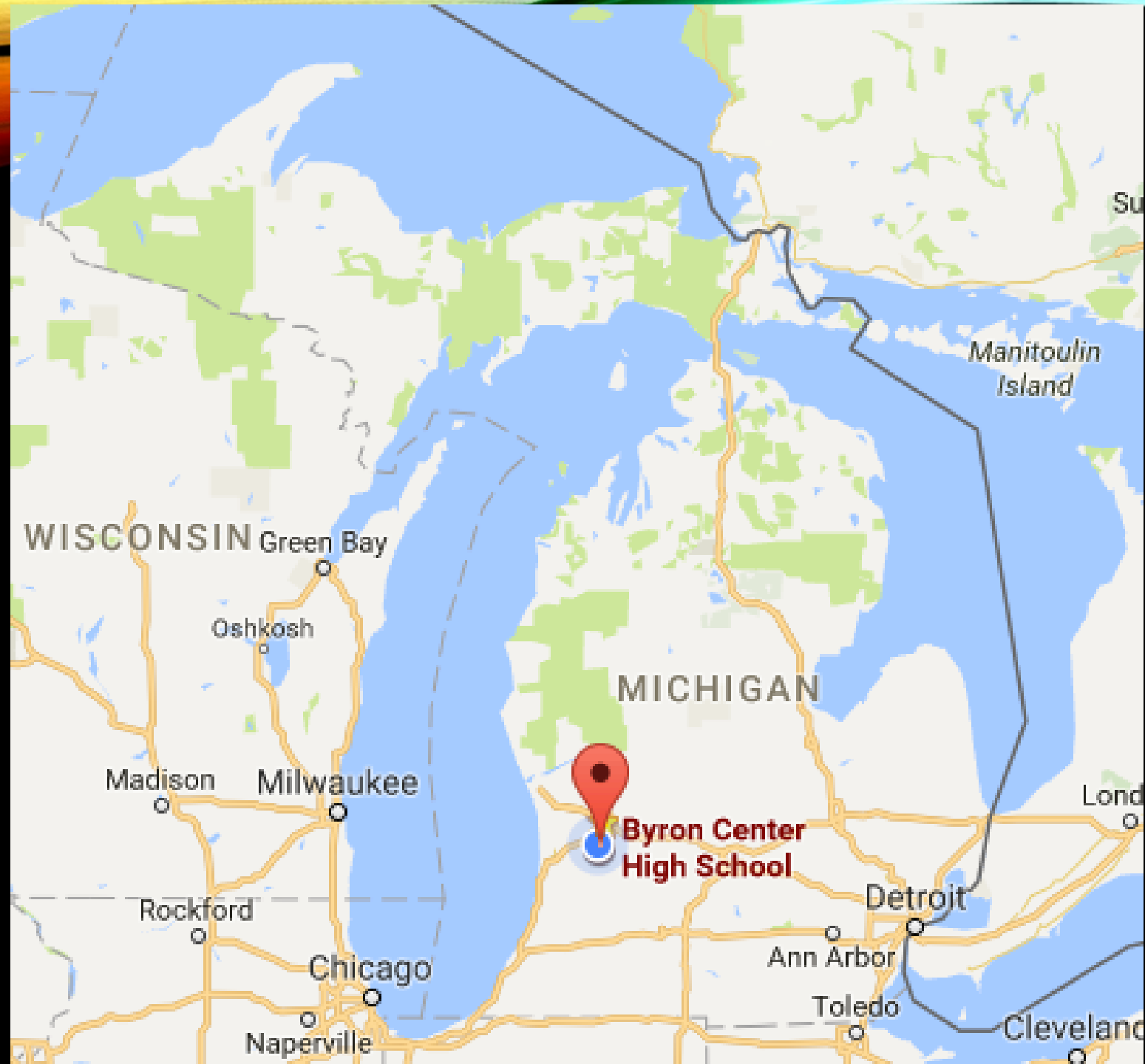
TAKING YOUR CLASS NOTES TO THE NEXT LEVEL

- Make Sure You Are Using The Conference Hashtag: #ILfabCon
- My Twitter Handle: @dprindle
- If You Have Questions Don't Be Afraid To Stop Me.
- Today's BackChannel:
 - [Todaysmeet.com/ILFABC](https://todaysmeet.com/ILFABC)
ON-DP

THIS AND
THAT

ABOUT ME


- David Prindle
- Chemistry and Forensic Science Teacher
- Byron Center High School
- 30 years Experience in Michigan, Alaska, and Texas (Science, Math, Health & Technology)
- 2017-18 Michigan Association of Computer Users in Learning President
- Married to Cheryl (39 years in July)
- Four Children – David, Michael, Kaitlyn, and Jaycie
- Two Grandchildren – Elijah and Evelyn
- #MIEExpert and #SurfaceEdu Expert
- Apple Teacher



DISCLAIMERS



Microsoft
Surface



Classroom
by Google



OneNote



PowerPoint

Actiontec[®] | **ScreenBeam**[™]

You **Tube**



Google Slides





OH MY THIS LOOKS
COMPLICATED!



HOW DOES THIS
ALL WORK
TOGETHER?



Google Slides



START WITH THE SURFACE & YOUR
PRESENTATION APP OF CHOICE

CONVERT TO PDF & INSERT IN ONENOTE



OneNote

The background features a dark blue grid pattern. Overlaid on this are several flowing, ribbon-like shapes in vibrant colors: red, orange, yellow, green, and cyan. A large, stylized, light gray 'S' logo is centered in the upper half of the image. The text 'BEGIN RECORDING WITH SNAGIT' is written in a white, sans-serif font across the middle of the image.

BEGIN RECORDING WITH SNAGIT

END RECORDING, EDIT, UP LOAD, LINK AND POST




OneNote



Classroom
by Google

You Tube



schoolology®

edmodo



SHOW

ME

don't


TELL

ME



SHAMELESS
PLUGS

JOIN THESE
TWO GREAT
ORGS FOR
FREE!!!





ONE MORE THING

Rushton Hurley

Follow

“May you inspire and be inspired each and every day.”



Love



Share